

◆ The City
The Beach
The **Hague.**

The Hague Virtual Reality Manual



The **Hague.**

Marketing Bureau

How to use The Hague Virtual Reality Webapp with VR glasses

Virtual Reality might be new to many of you or maybe the web app that we are using is different than you're used to. That's why below tips are just some quick wins to make yourself comfortable around the Virtual Reality experience.


If you would like to experience the VR without the glasses (laptop, PC or Mobile device), just follow steps 1 to 5 and you are set to go.



Step 1

Enter the Virtual Reality by your mobile device

To enter the Virtual Reality experience of The Hague, use the QR code on your mobile device.

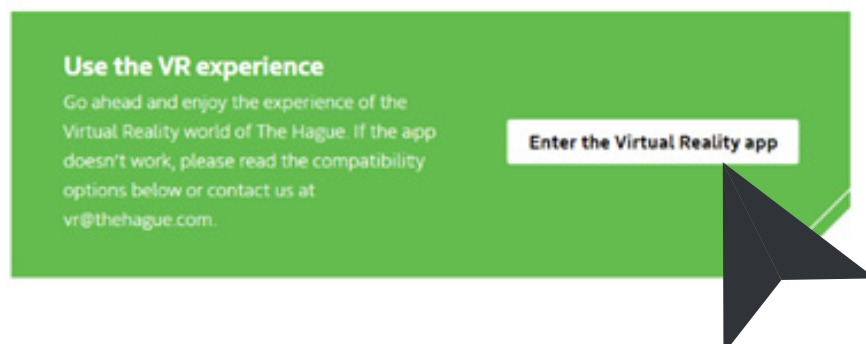


Or follow the link: denhaag.com/vr and click on the 'Enter the Virtual Reality app' button.

1



2



Step 2

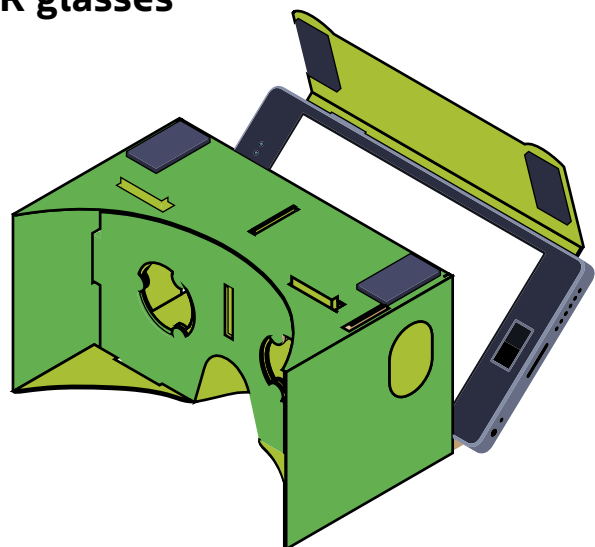
Click on the 'VR' button on the right bottom page

Once you enter the VR webapp make sure to click on the 'VR' button as shown here to split the screen in two. This way the VR experience is compatible with VR glasses.



Step 3

Place your phone in The Hague's VR glasses



Step 4

Using the white dot

Once you look through the glasses you find yourself in the newest The Hague Virtual Reality experience starting off with a skyline view of the city. Everywhere you look you see a white dot following you. This is your cursor. It allows you to navigate within the virtual space. By pinpointing the white dot on a category or location you will automatically enter the selected item. The same goes for the green circles with numbers inside. Pinpointing the numbers will navigate you forward and backwards through the tour.

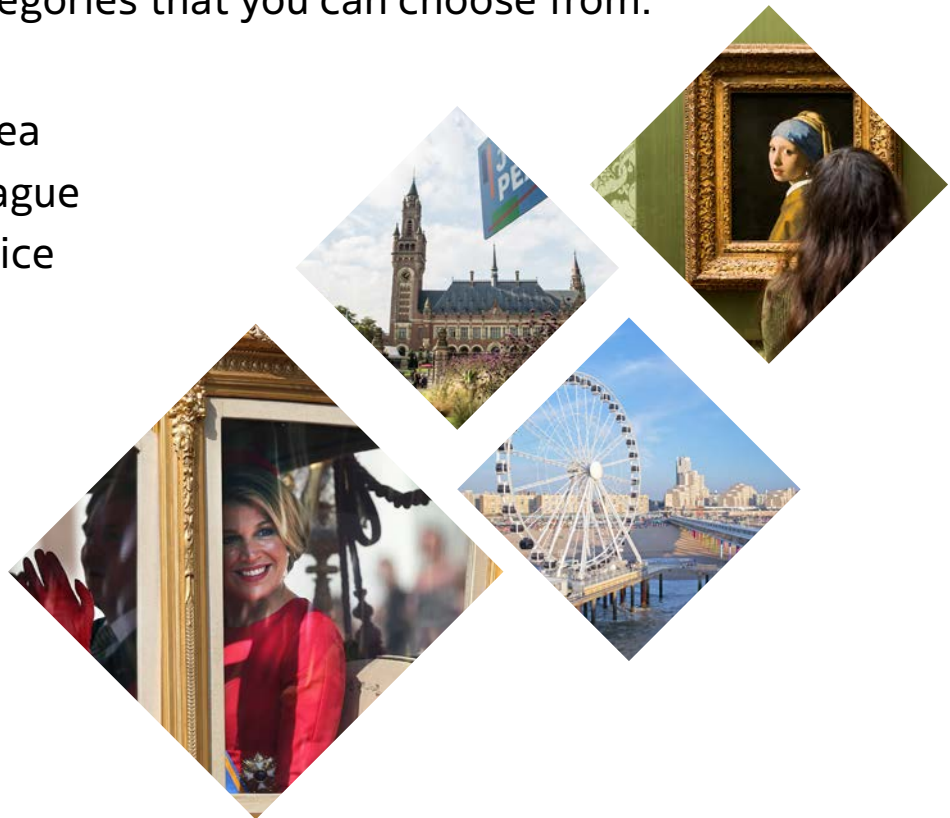


Step 5

Choose a category followed by a location

There are 4 categories that you can choose from:

1. City by the sea
2. Royal The Hague
3. Peace & Justice
4. Culture



Once you choose a category you can pick a location and enjoy the Virtual Reality Experience.

Step 6

To go back to the main menu/ homepage

After you have experienced one of the many locations and you would like to go back to the main menu, to choose another category/location for example, just look down to the floor with the VR glasses and pinpoint the home button with the white dot.



**main
menu**





The City
The Beach
The **Hague.**

www.denhaag.com